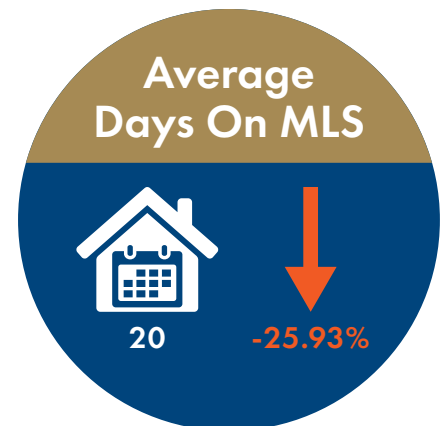
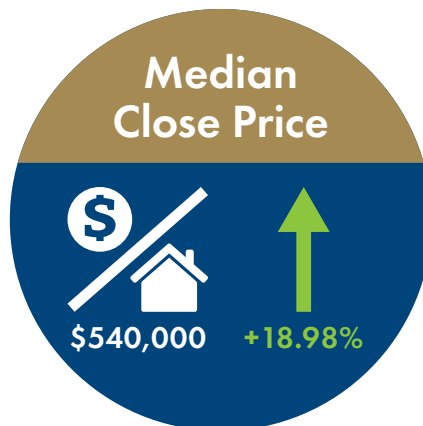
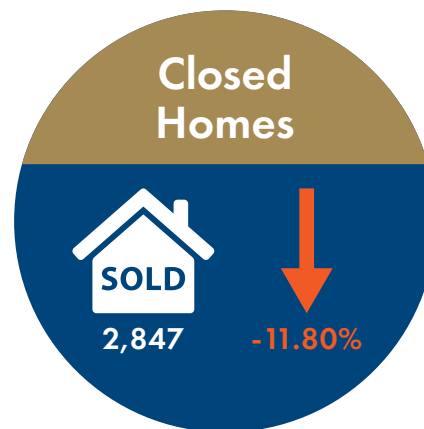


MARKET OVERVIEW

DENVER METRO MARKET TRENDS REPORT JANUARY 2022

Average Closing Price rose 11.20% to \$609,132 while Active Inventory declined 48.88% to 1,184. Closed Homes dropped 11.80% and Average Days in MLS decreased by 25.93% compared to last January.

Residential (Detached plus Attached) / January 2022 Data / Year-Over-Year



DATA SOURCE: Denver Metro Association of REALTORS® (DMAR)

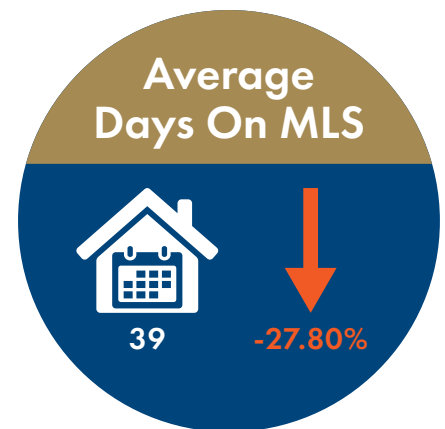
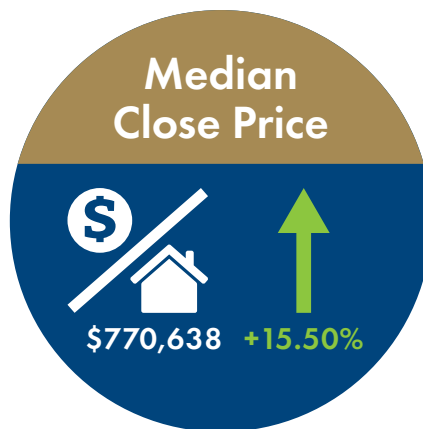


MARKET OVERVIEW

BOULDER METRO MARKET TRENDS REPORT JANUARY 2022

Active Inventory declined 60% compared to last January while Closed Homes was the same compared to the prior year at 172 homes. Average Closing Price rose 10.90% to \$1,038,943 and Average Days in MLS dropped 27.80% to 39 days.

Residential (Detached plus Attached) / January 2022 Data / Year-Over-Year



DATA SOURCE: Colorado Association of REALTORS® (CAR)

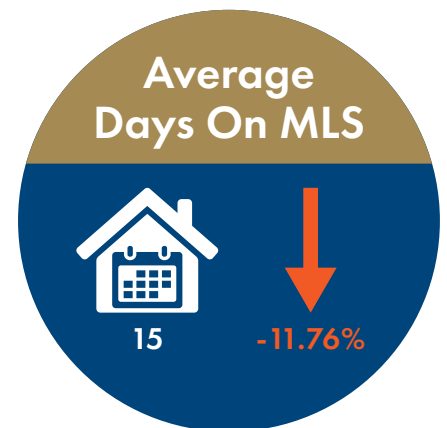
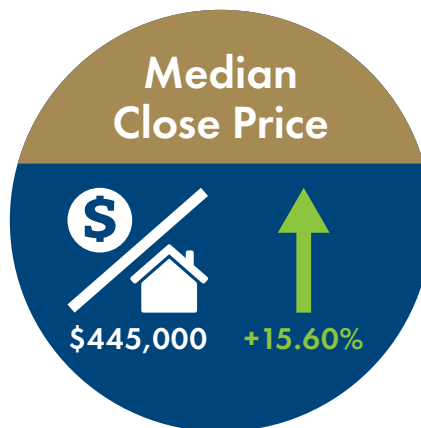


MARKET OVERVIEW

COLORADO SPRINGS METRO MARKET TRENDS REPORT JANUARY 2022

Colorado Springs was one of the only markets in the Greater Front Range to see an increase over last year for Active Inventory, which rose 19.30% to 549 homes. Average Closing Price rose 14.20% to \$494,954 and Average Days in MLS dropped 11.76% to 15 days.

Residential (Detached plus Attached) / January 2022 Data / Year-Over-Year



DATA SOURCE: Pikes Peak Association of REALTORS® (PPAR)

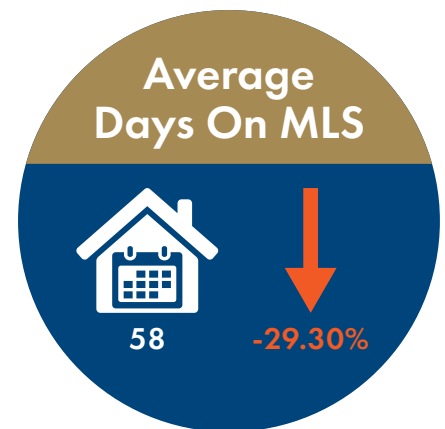
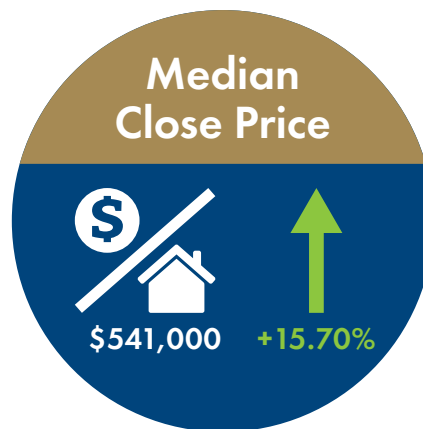


MARKET OVERVIEW

FORT COLLINS METRO MARKET TRENDS REPORT JANUARY 2022

Active Inventory fell 52% and Closed Homes dropped 26.10% compared to January 2021. Average Closing Price rose 9.80% to \$595,759 and Average Days in MLS declined 29.30% to 58 days.

Residential (Detached plus Attached) / January 2022 Data / Year-Over-Year



DATA SOURCE: Fort Collins Board of REALTORS® (FCBR)

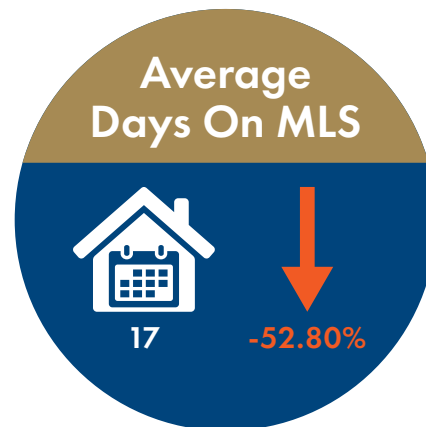
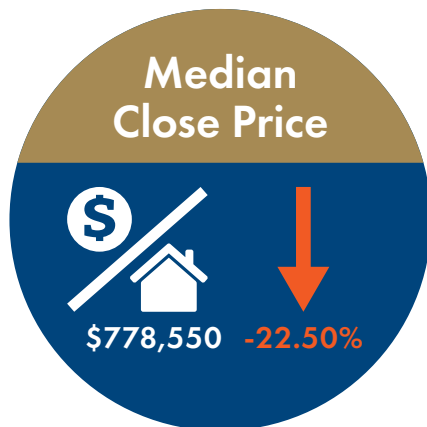


MARKET OVERVIEW

EVERGREEN METRO MARKET TRENDS REPORT JANUARY 2022

The Active Inventory in Evergreen remained tight with 12 homes active, a decline of 80% from January 2021. Average Closing Price rose 6.10% to \$1,010,467 and Average Days in MLS dropped 52.80% to 17 days.

Residential (Detached plus Attached) / January 2022 Data / Year-Over-Year



DATA SOURCE: Mountain Metro Association of REALTORS®

