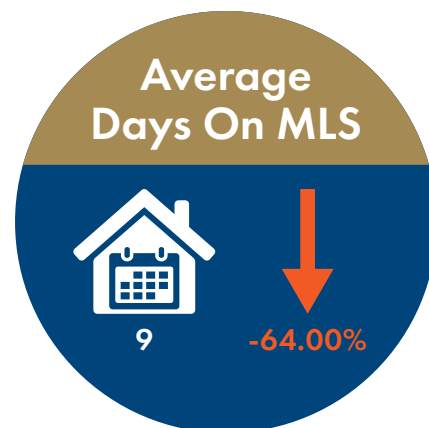
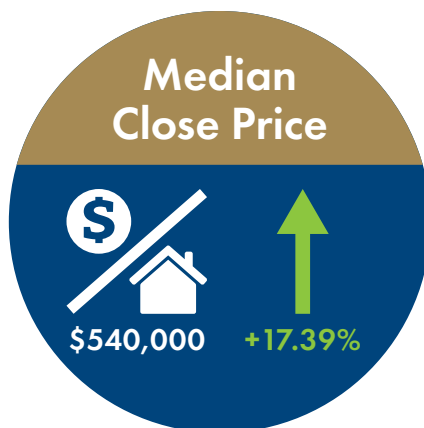


# MARKET OVERVIEW

## DENVER METRO MARKET TRENDS REPORT JULY 2021

July represented the lowest number of Active Inventory properties in July's history with a month-end inventory of only 4,056 properties, but this was an increase over last month, indicating more sellers entering the market. Closed Homes decreased 21.33% and Average Days on MLS decreased to 9 days, a 64% drop from last year.

Residential (Detached plus Attached) / July 2021 Data / Year-Over-Year



DATA SOURCE: Denver Metro Association of REALTORS® (DMAR)

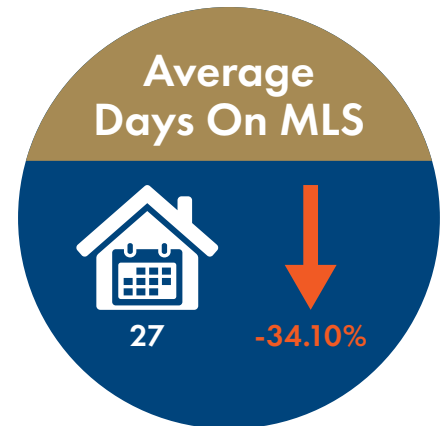
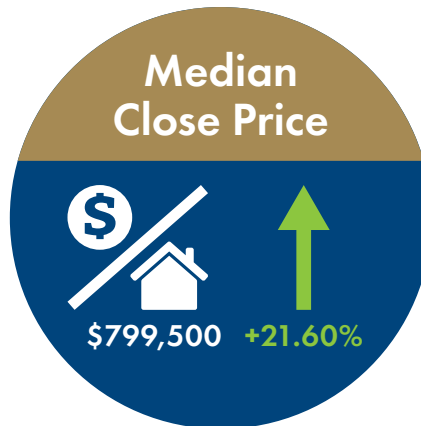


# MARKET OVERVIEW

## BOULDER METRO MARKET TRENDS REPORT JULY 2021

The Median Close Price in Boulder continued to outpace the statewide average, ending the month 21.6% higher than last year at \$799,500. Active Inventory was down 52.1% to 345, and Average Days on MLS was at 27, or 34.1% lower from last year.

Residential (Detached plus Attached) / July 2021 Data / Year-Over-Year



DATA SOURCE: Colorado Association of REALTORS® (CAR)

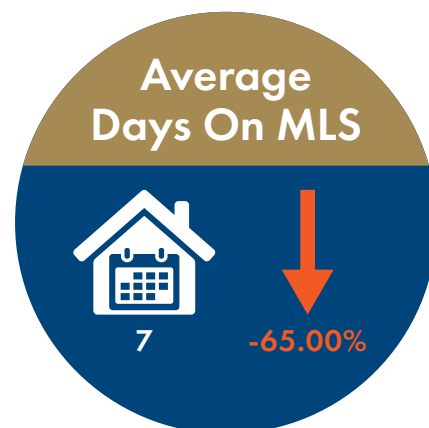
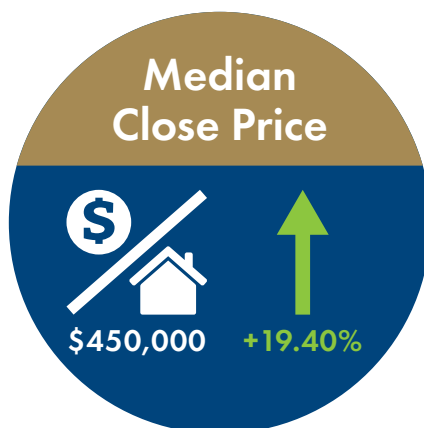


# MARKET OVERVIEW

## COLORADO SPRINGS METRO MARKET TRENDS REPORT JULY 2021

Active Inventory was down 29.4% from last year to 981, but was up from last month by 26.3%, indicating more sellers entering the market. The Median Close Price increased 19.4% to \$450,000, and Average Days on MLS was down 65% from last year, to only 7 days, both reflecting possible renewed interest by buyers.

Residential (Detached plus Attached) / July 2021 Data / Year-Over-Year



DATA SOURCE: Pikes Peak Association of REALTORS® (PPAR)

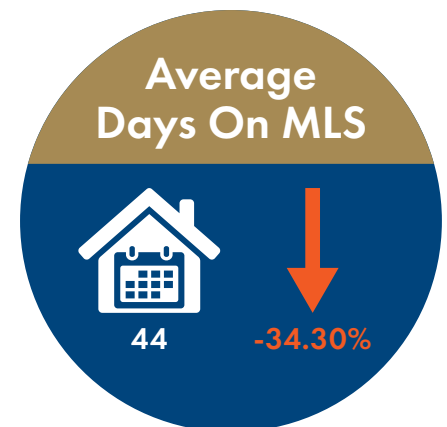
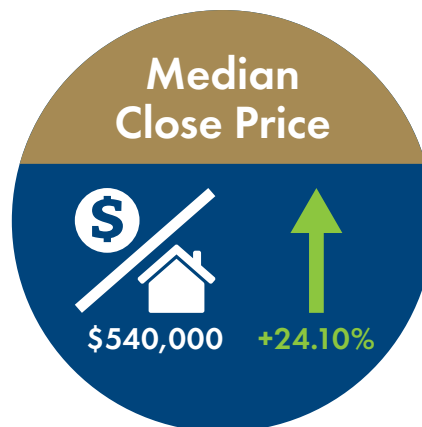


# MARKET OVERVIEW

## FORT COLLINS METRO MARKET TRENDS REPORT JULY 2021

Active Inventory in July was 51.6% lower than in 2020, but was slightly higher than in June, indicating more sellers entering the market. The Median Close Price increased 24.1% to \$540,000, and Average Days on MLS was 44, a 34.3% decrease from last year, both reflecting possible renewed interest by buyers.

Residential (Detached plus Attached) / July 2021 Data / Year-Over-Year



DATA SOURCE: Fort Collins Board of REALTORS® (FCBR)

