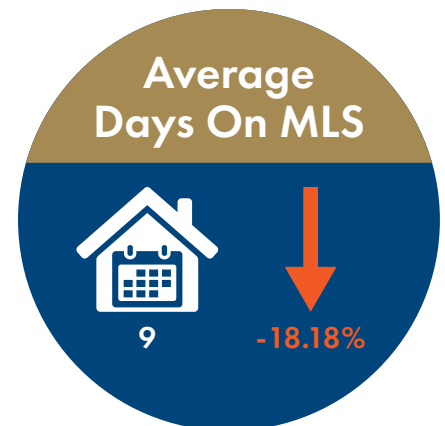
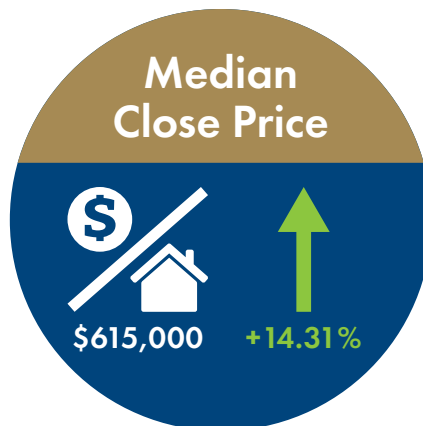
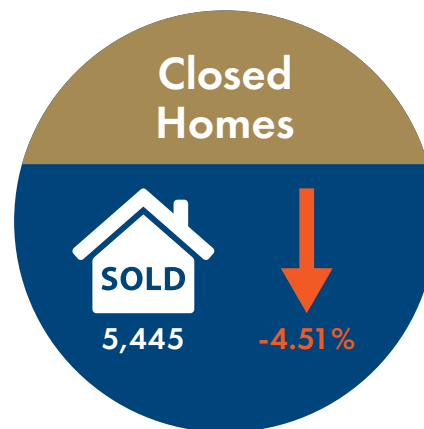


# MARKET OVERVIEW

## DENVER METRO MARKET TRENDS REPORT MAY 2022

Active Inventory rose 76% in May compared to last year, while Closed Homes decreased 4.51%. Average Close Price was \$714,495, an increase of 14.95% and Average Days on MLS decreased 18.18% to 9 days.

Residential (Detached plus Attached) / May 2022 Data / Year-Over-Year



DATA SOURCE: Denver Metro Association of REALTORS® (DMAR)

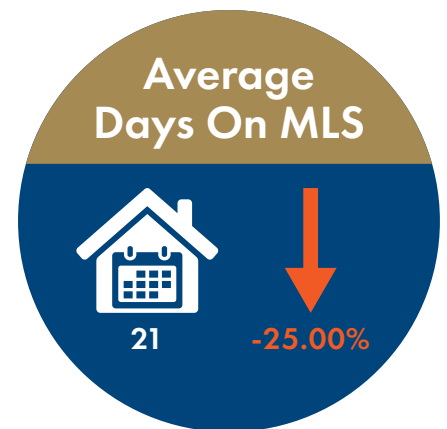
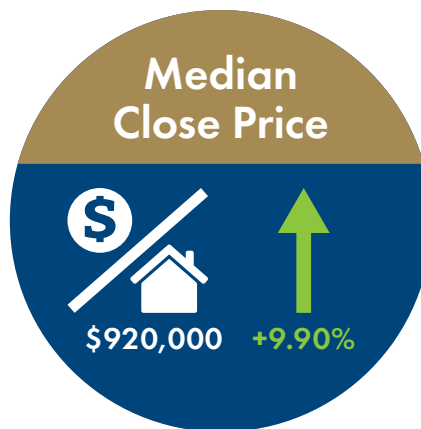
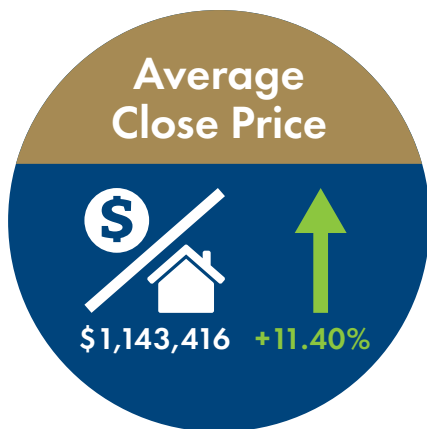


# MARKET OVERVIEW

## BOULDER METRO MARKET TRENDS REPORT MAY 2022

Closed Homes decreased 6.50% in May compared to last year, while Active Inventory rose 33.70%. Average Close Price was \$1,143,416, an increase of 11.40%, and Average Days on MLS decreased 25% to 21 days.

Residential (Detached plus Attached) / May 2022 Data / Year-Over-Year



DATA SOURCE: Colorado Association of REALTORS® (CAR)

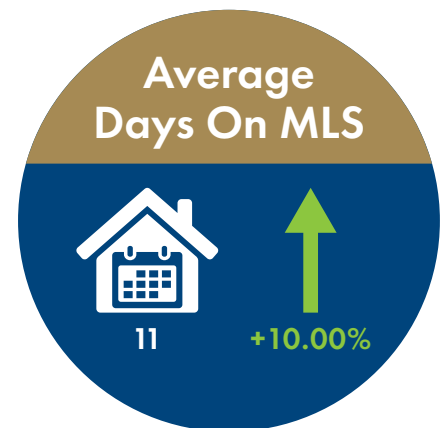
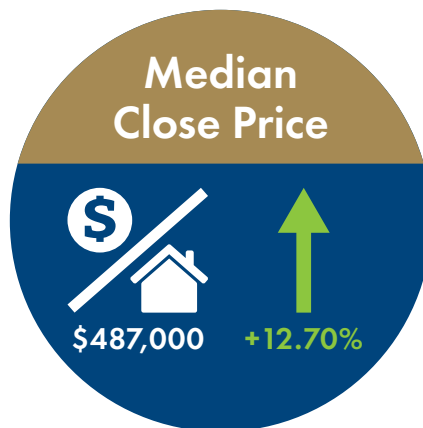


# MARKET OVERVIEW

## COLORADO SPRINGS METRO MARKET TRENDS REPORT MAY 2022

Active Inventory saw an increase of 134.50% for the month of May compared to last year. Closed Homes increased 8.90% and Average Close Price rose 13.20% to \$554,013. Average Days on MLS rose 10% to 11 days.

Residential (Detached plus Attached) / May 2022 Data / Year-Over-Year



DATA SOURCE: Pikes Peak Association of REALTORS® (PPAR)

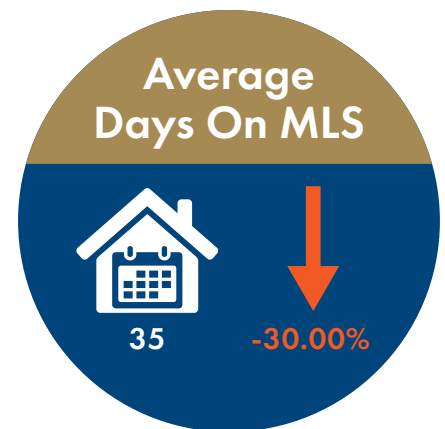
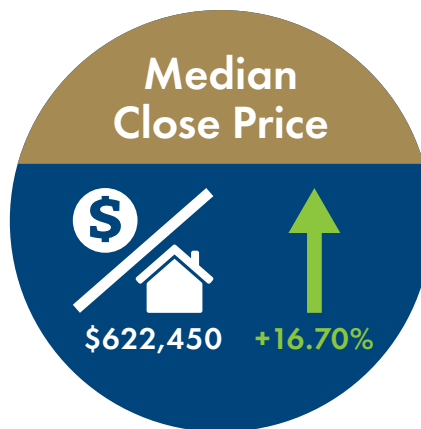


# MARKET OVERVIEW

## FORT COLLINS METRO MARKET TRENDS REPORT MAY 2022

Active Inventory rose 13.20% in May compared to last year, while Closed Homes decreased 20.30%. Average Close Price increased 16.70% to \$691,812 and Average Days on MLS decreased 30% to 35 days.

Residential (Detached plus Attached) / May 2022 Data / Year-Over-Year



DATA SOURCE: Fort Collins Board of REALTORS® (FCBR)

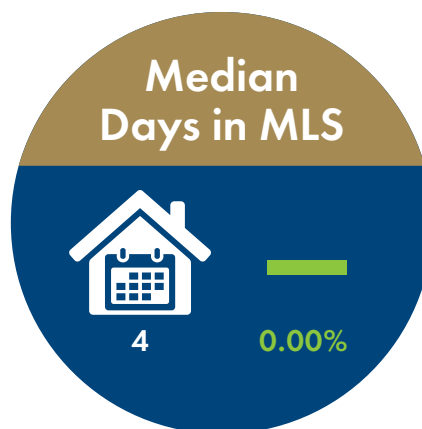
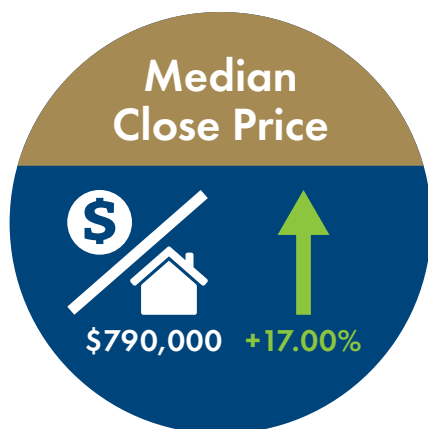


# MARKET OVERVIEW

## EVERGREEN METRO MARKET TRENDS REPORT MAY 2022

Closed Homes rose 4% in May compared to last year, while Active Inventory increased 53%. Median Close Price was \$790,000, an increase of 17% and Median Days in MLS remained the same at 4 days.

Residential (Detached plus Attached) / May 2022 Data / Year-Over-Year



DATA SOURCE: Mountain Metro Association of REALTORS®

